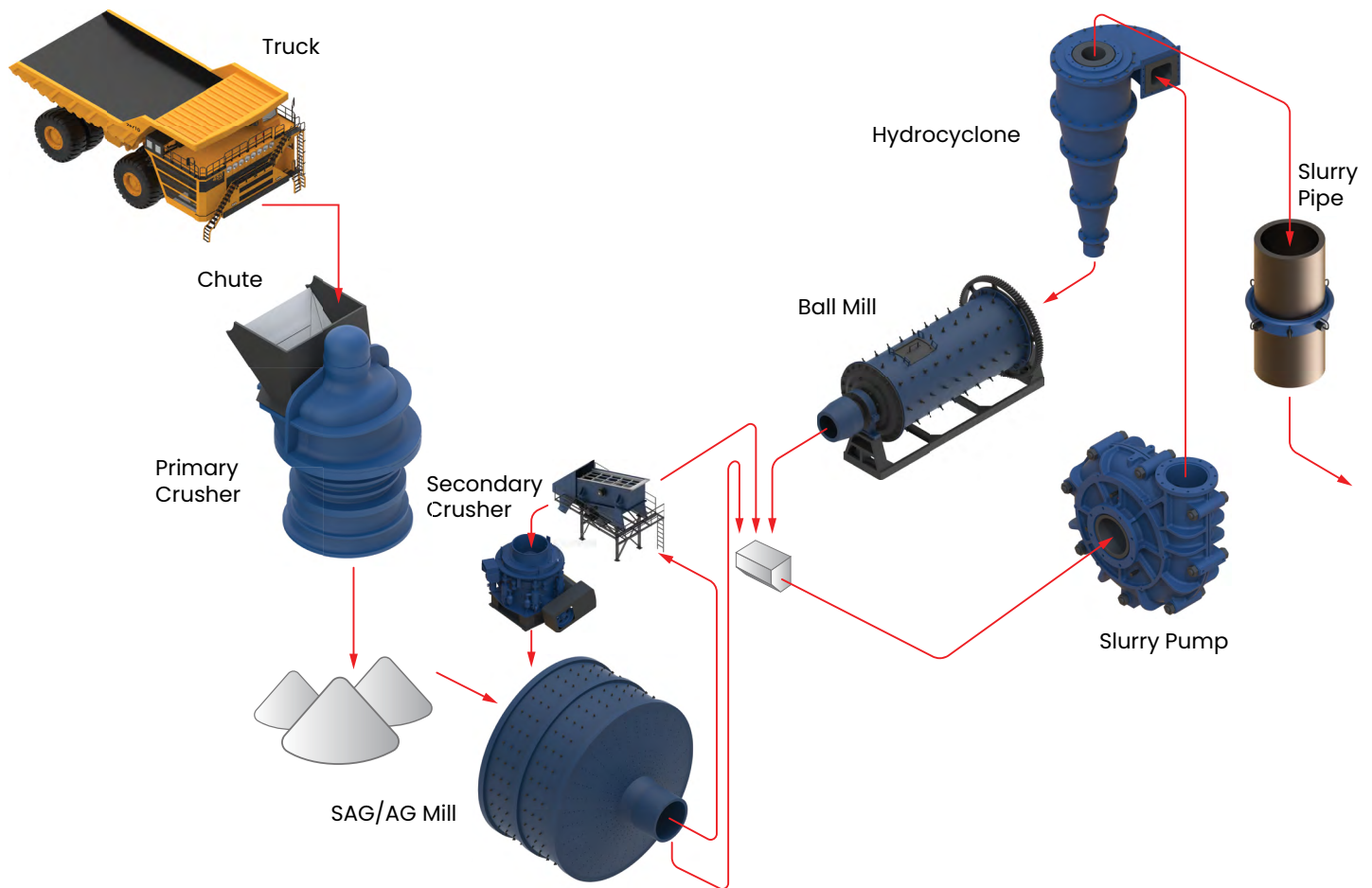


# KNOW YOUR WEAR

**A real-time wear monitoring system  
engineered for extreme environments.**

Wireless sensors providing real, live, actionable data points of an asset's wear.



## Benefits of Wear Sensors



**Maximise  
uptime**



**Redefine safety and  
safety standards**



**Optimise operations and  
improve productivity**



**Minimise waste and  
optimise wear design**

**Enquire now**

P. 1300 BISALLOY  
E. [solutions@bisalloydigital.com](mailto:solutions@bisalloydigital.com)

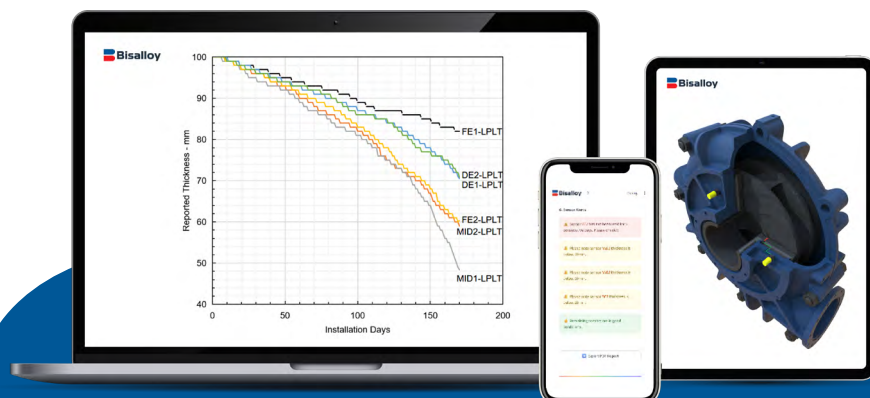


# SLURRY PUMPS

Slurry pumps efficiently transport abrasive and high-density materials. Wear sensors in slurry pump liners are a critical technology for modern smart operations. They enable real-time monitoring, predictive maintenance, and optimised liner usage, leading to improved operational efficiency, cost savings, and enhanced safety. By providing accurate wear data, these sensors support data-driven decision-making and contribute to the overall success and sustainability of mining and mineral processing.

The industry's **only non-conductive** wear sensor, a game-changer for slurry and wet environments. Designed to deliver precise and reliable data where conductivity often distorts readings, this groundbreaking technology is essential for maintaining data integrity in mills, slurry pumps and pipes.

- Easy to install – 10mm diameter cold-drill hole
- Set and forget – peace of mind established with alerts
- Real-time reporting
- Seamless integration
- Tailored for precision – our wear sensors are fit for purpose, delivering customisable solutions.




**Remove the unknown** – install wear sensors to know when to replace your liners and maximise your return on investment.

SPECIFICATIONS	ACTIVE
Length	25-1000mm
Probe diameter	10mm
Resolutions	>0.2mm
Graduations	0-100 *infinitely variable
Response speed	<1ms
Battery life	2 years
Cloud platform compatible	Yes
Water rating	IP67
Working temperature range	-40 ~ 85°C
Vibration	14.1g, IEC 60068-2-64:2008
Shock	10g, IEC 60068-2-6:2007
EMC – IEC	IEC 61000-4-2
EMC – ESD	IEC 61000-4-3



3D RENDERED SENSOR



2D INSTALLATION

